

Cyber Safety Guide Sheet

Nortel LearniT has embraced the challenge of educating teachers, students and parents to be aware of safe practices in cyberspace.




Cyber Safety Videos from [Discover iT](#):

Short, specific and **engaging streaming videos available FREE via the Internet** help teachers and students **build their skills to recognize and respond to online challenges to their safety and privacy**. Watch them in class or at home.

Online Safety	Digital Ethics
Passwords and Other Online Secrets Identity Protect it from Theft Internet Cookies Not for Consumption Spyware and Other Privacy Busters Firewalls Keep Out Problems Viruses : Keeping Your Data Clean Wireless Making the Airwaves Safer	Copyright Not Copy Wrong Fair Use of Copyrighted Resources Spamming and How to Fight It Flaming and Avoiding Heated Incidents Scams and Knowing How to Detect Them Hoaxes Identify Them, Don't Send Them Misinformation and Digital Literacy

Project-based Cyber Safety Lesson Plans From [Integrate iT](#):

Resources provide both the means to meet educational technology standards that **directly relate to Internet safety** and to insure that students are equipped to be proactive in maintaining their personal safety and ethics at all times while online.

<p>Cyber Smarts Grade(s): 6-8 Subject: English/Language Arts Est. time to complete: 6-10 hrs</p>  <p>www.nortellearnit.org/Deliver/Word/Cyber_Smarts_and_Online_Safety_yusu.doc</p>	<p>Internet Cookies Grade(s): 8-10 Subject: Media Literacy/ Technology Est. time to complete: 6-8 hrs</p>  <p>www.nortellearnit.org/Deliver/Word/Cookies_wxti.doc</p>	<p>Surfing Safely Grade(s): 10-12 Subject: Media Literacy/ Technology Est. time to complete: 6 hrs</p>  <p>www.nortellearnit.org/Deliver/Word/Surfing_Safely_aaps.doc</p>
--	--	---

Activity: Have students create their own cyber safety video or PowerPoint presentation. Ask them to share their own experiences where they have had to make choices when confronted with online dilemmas. Let them explain how they knew that something was wrong (or bad) with the information they encountered and what they did about it. Share their experiences with other by posting at Nortel LearniT.

What is Nortel LearniT? A non-profit organization sponsored by Nortel, committed to helping teachers and students develop 21st century technology skills to provide a basis for ongoing engagement in learning and personal achievement